

**ALWAYS
SAFER**



CIGARETTE SMOKE DETECTOR

SD-20B8

BATTERY POWERED



Battery
powered



Cigarette
smoke



Optic alarm



Sound alarm



Test button

INSTALLATION AND OPERATION

Cigarette smoke detector CD-20B8 should be installed in places where the smoking is forbidden. While choosing the place of installation the user should make sure that the alarm sound will be heard from the whole building. The device should be installed on ceiling, preferably in monitored area.

To install the device the user should:

- 1) Separate mounting frame (fig. 1 pos. 1) from the device body (fig. 1 pos. 2), rotating it counter-clockwise.
- 2) Put the 9V battery, 6LR61 type (fig. 2 pos. 1).
- 3) Test the device by pressing the button at the front (fig. 3 pos. 1) until the sounds appear. These sounds confirm that the device works properly. Pressing this button during alarm state (after cigarette smoke is detected) will block the alarm for 8 minutes.
- 4) Install the device on the ceiling. At first the mounting frame should be fixed to the wall with a use of screws and screw anchors (included in the set). Two holes on the frame should be used for proper wall holes placement. Next step is attaching the device body to the frame by inserting two characteristic hooks of the frame (fig. 4 pos. 1) into two channels on the device body (fig. 4 pos. 2). Finally the body should be rotated clockwise to be fixed.

Notes

- You must not replace any component of the device except batteries. In case of any problems you should contact the service.
- The device must not be installed in places with high humidity level or in dusty space.
- The device should be installed in places that are already painted.
- The device should be installed at least 1,5m from the air conditioning.
- The device should be tested at least once a month.
- Single repeating (each 30-40 seconds) sounds appearing during standby mode are a low battery symptom – the batteries should be replaced.




Fig. 1




Fig. 2



Fig. 3




Fig. 4

To get some information about warranty please refer to your sales assistant.

**ALWAYS
SAFER**



CIGARETTE SMOKE DETECTOR

SD-20B8

The device is dedicated to monitor closed spaces to detect potential cigarette smoke and alarm during its presence. It is equipped with high quality photo-optical sensor and sensitive system assuring quick and precise cigarette smoke detection. It should be mounted on the ceiling. In case of cigarette smoke detection, the device will automatically warn the user by emitting:

- Acoustic alarm – sound from the speaker of volume level about 85 dB,
- Optical alarm – LED diode mounted at the front of the device.

The device is equipped with low battery level indication, test button and manual alarm blocking (for the period of 8 minutes) function. The device can be installed in residential buildings, schools, hospitals, offices and anywhere where smoking is forbidden. The device is not dedicated for fire protection systems.

- Acoustic and sound alarm
- Special test button
- Low battery level indication



Technical data

Powe supply	9V DC (6LR61 battery)
Sensor sensitivity	<0.03 dB/m
Current - standby / alarm state	14μAa / 20mA
Alarm sound level	> 85 dB / 1m
Temperature range	0°C...+40°C
Dimensions (diameter x height)	107 x 35 (mm)
Netto weight	127 g (without battery)



A used up electrical or electronic device must not be utilized or thrown away with other waste produced by household. In order to avoid harmful effect on natural environment and human health, the device must be utilized in places that are destined to do it. To get more information about place and method of safe utilization you should turn to local authorities or company specialized in recycling – Dz. U. nr 180 pos. 1495 day 29.07.2005.



More information about recycling points can be found on www.elektroeko.pl

The copy of declaration of conformity is available on: <http://www.eura-tech.eu>



Eura-Tech Sp. z o.o.

84-200 Wejherowo, ul. Przemysłowa 35A, POLAND
tel. +48 58 678 81 00, service: tel. +48 58 678 81 20, fax +48 58 678 81 01

www.eura-tech.eu

